

Corporate Disaster Preparedness in a time of Continuous Disasters

10/2023

Scope

Stacy Stringer	Jonathan Blaker	Michael Hilfinger
preparedness	insurance	buildings assessment
emergency humanitarian grants	grants for facilities damage	
relief agencies		

3 Preparedness Perspectives

1.

**Congregation:
Facilities &
People**

Stacy Stringer

You

2.

**Community
Outreach
Preparedness**

Tracie Middleton &
James Pevehouse;
Stacy Stringer

You

3.

**Faraway
Response**

Christine Brunson

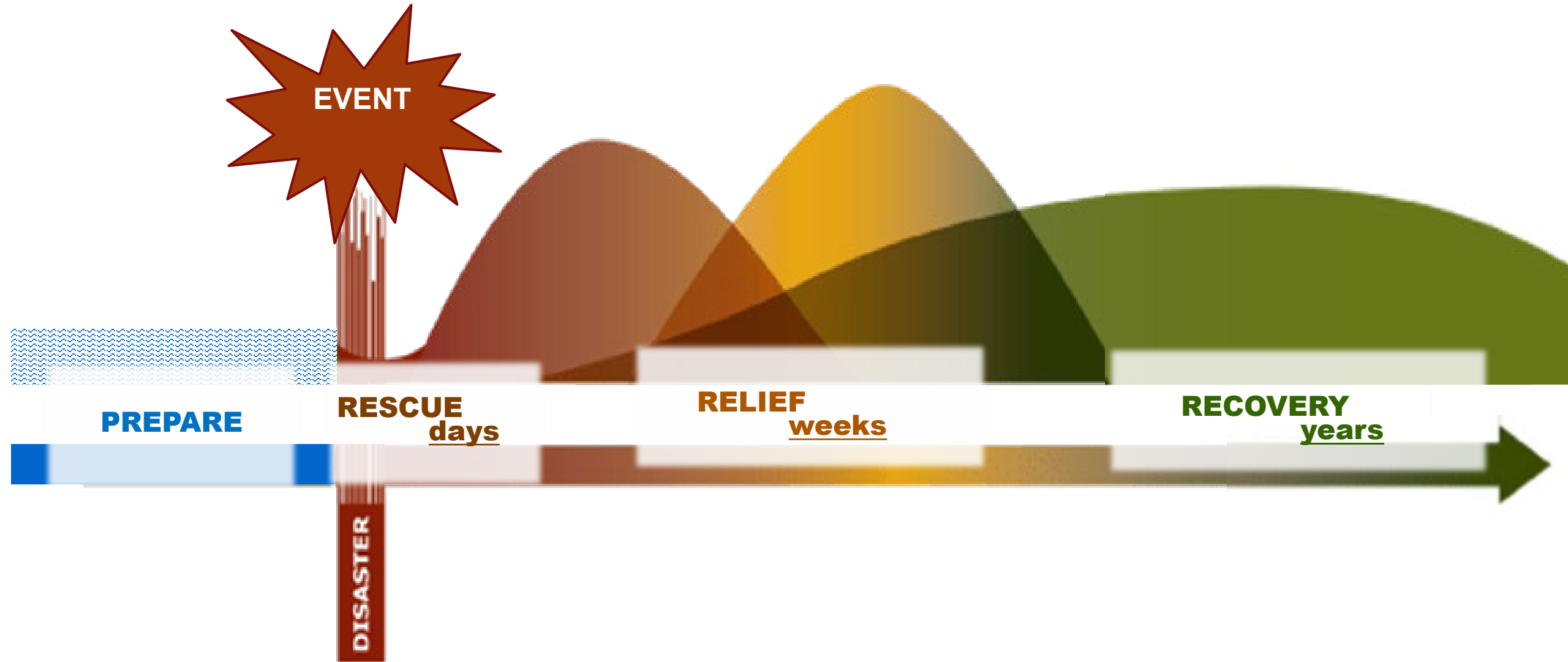
You

But first:

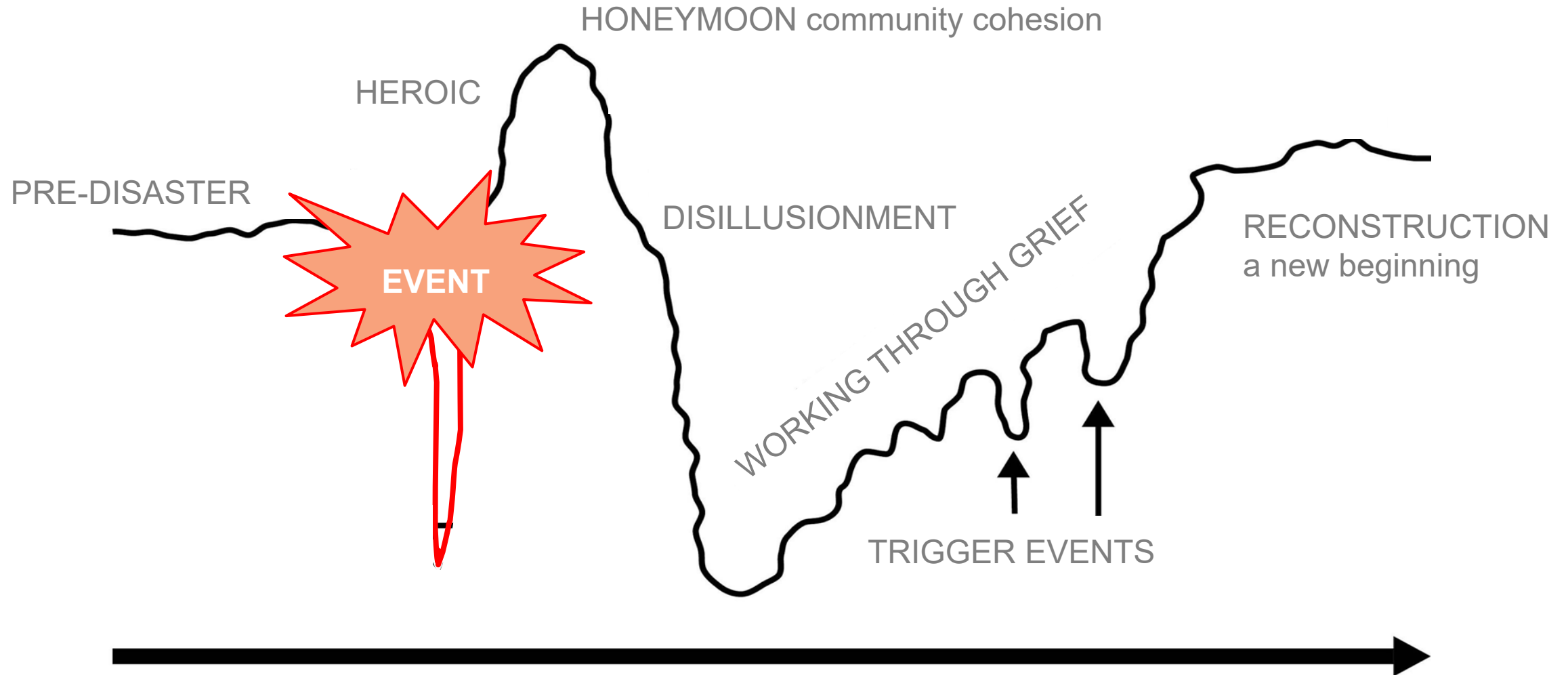
Until *recently*, disasters were commonly viewed as:

- random and rare
- one and done
- linear, with a beginning and an end.

Disaster Lifecycle: Phases of Activity



Disaster Lifecycle: Emotional Lifecycle

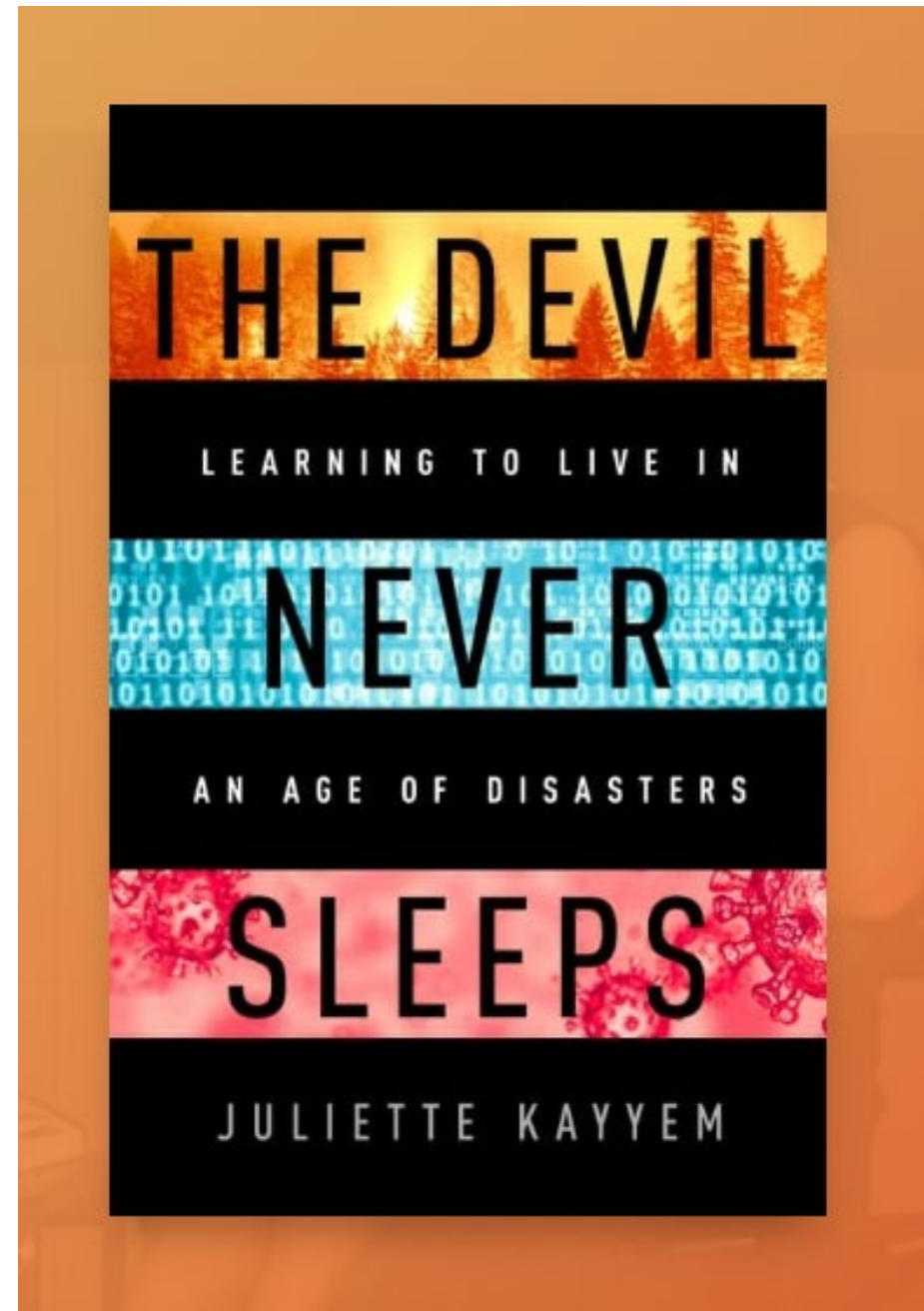


Juliette Kayyem

The Devil Never Sleeps: Learning to Live in an Age of Disasters

Disasters are NO longer:

- random and rare
- one and done
- linear, with a beginning and an end.



How much preparedness is necessary?



- ❖ Preparedness the size of a **mustard seed** will reap surprising and abundant benefits:
 - individually / personally
 - corporately / within your own organization
 - in the community
- ❖ Readiness is resilience building which benefits all of our spheres of influence

☆ Collaborate. ☆ Prioritize. ☆ Operate from strengths. ☆ Ask for help.

3 Preparedness Perspectives

1.

**Congregation:
Facilities &
People**

**Put your
oxygen mask
on first.**

2.

**Community
Outreach
Preparedness**

Tracie Middleton &
James Pevehouse;
Stacy Stringer

You

3.

**Faraway
Response**

Christine Brunson

You

Being prepared for disasters is good stewardship of our lives and our God given resources. The sooner our church members recover, the sooner we can be the Church to our neighbors in need.

Estar preparado para los desastres es una buena administración de nuestras vidas y nuestros recursos dados por Dios. Cuanto antes se recuperen los miembros de nuestras iglesias, lo más pronto posible podremos ser la Iglesia para nuestros vecinos necesitados.

EMERGENCY PREPAREDNESS FOR CONGREGATIONS & FAMILIES



MAKE A PLAN



GET PREPARED



STAY INFORMED

CHURCH PREPAREDNESS

FAMILY PREPAREDNESS

OTHER RESOURCES

HELP A STORM SURVIVOR

CONTACT US

epicenter-prepare.org

Disaster preparedness website for the Episcopal Diocese of Texas which is headquartered in Houston, TX. These resources will help your family and your congregation be ready for rapid, safe responses in the event of an emergency.

3 Preparedness Perspectives

1.

**Congregation:
Facilities &
People**

Stacy Stringer

You

2.

**Community
Outreach
Preparedness**

Tracie Middleton &
James Pevehouse;
Stacy Stringer

You

3.

**Faraway
Response**

Christine Brunson

You

3 Preparedness Perspectives

1. Congregation

Facilities

People

Systems, Operations, Ministries, Worship

2. Community Outreach Preparedness

Under-resourced or vulnerable people and families

Service organizations

Other faith-based communities

3. Faraway Response

Preparing

Serving



What's one thing you've learned?

EDOT Resources

1. Curated
2. Developed in-house

Being prepared for disasters is good stewardship of our lives and our God given resources. The sooner our church members recover, the sooner we can be the Church to our neighbors in need.

Estar preparado para los desastres es una buena administración de nuestras vidas y nuestros recursos dados por Dios. Cuanto antes se recuperen los miembros de nuestras iglesias, lo más pronto posible podremos ser la Iglesia para nuestros vecinos necesitados.

EMERGENCY PREPAREDNESS FOR CONGREGATIONS & FAMILIES



MAKE A PLAN



GET PREPARED



STAY INFORMED

CHURCH PREPAREDNESS

FAMILY PREPAREDNESS

OTHER RESOURCES

HELP A STORM SURVIVOR

CONTACT US

Disaster preparedness website for the Episcopal Diocese of Texas which is headquartered in Houston, TX. These resources will help your family and your congregation be ready for rapid, safe responses in the event of an emergency.

EDOT Resources: Curated

epicenter-prepare.org

epicenter-prepare.org/stay-informed

★ **The Episcopal Diocese of Texas** **Disaster Preparedness**

HOME **INDIVIDUAL and FAMILY PREPAREDNESS** CONGREGATION PREPAREDNESS RESOURCES GIVE CONTACT

Stay Informed



MAKE A PLAN



GATHER SUPPLIES



STAY INFORMED

Be informed by reliable sources. Sign up for alerts.

National Weather

National Hurricane Center (NHC)
See bottom of NHC page for social media links.

National Weather Service (NWS)
See bottom of NWS page for social media links.

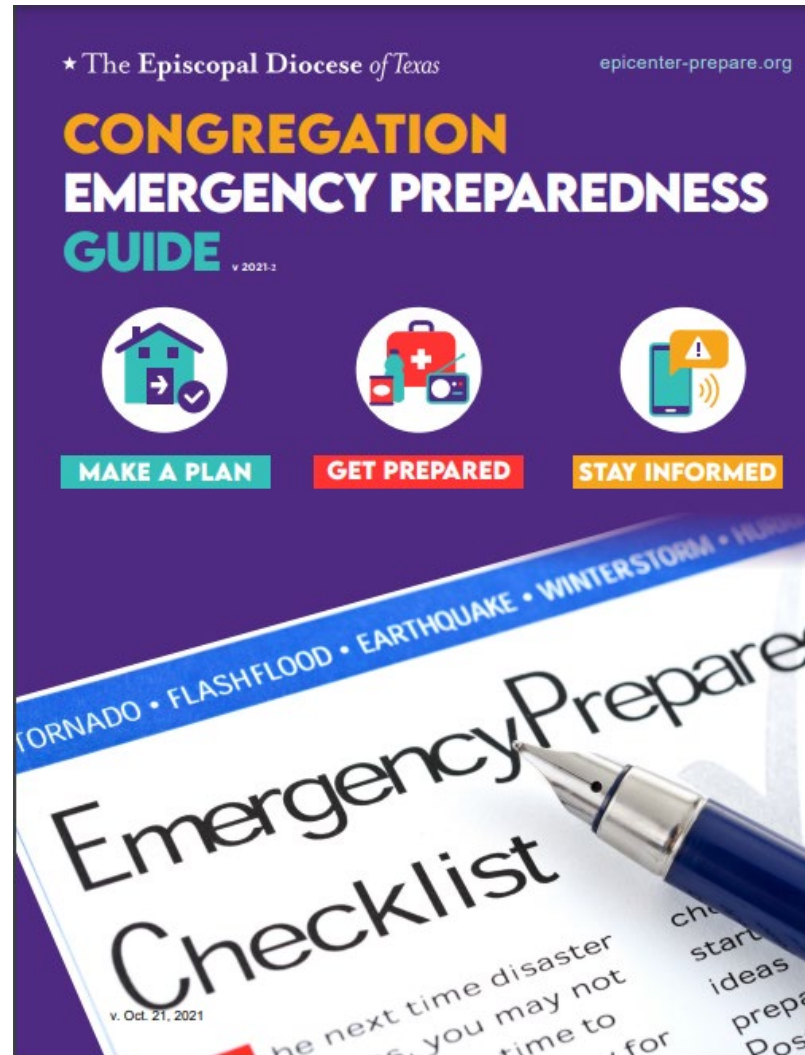
State of Texas

Local Emergency Management

- Your county's emergency management office is often a key source of information for your community.
- Sign up for emergency alerts.
- Look for social media pages, phone numbers, and websites.

EDOT Developed Resources: **Workbook**

- ★ Use the diocesan workbook at epicenter-prepare.org
- ★ “Do what you can”
- ★ Choose 1 thing.
- ★ Ask for help.
- ★ **Facilitation, conversation, workshops are available. Just ask.**



EDOT Developed: Pocket Prep

1 page.

Question prompts:

- ★ Your people
- ★ Communicating
- ★ Most likely risks
- ★ Property & insurance
- ★ Safeguarding data & records
- ★ Community outreach
- ★ Community resources



★ Emergency Comms.

Best practice:

Mass communication technology

Appendix A

Communication Methods

ex 1: TECHNOLOGY TOOLS

Technology ranging from simple to sophisticated systems can provide rapid, efficient, low-cost, 2-way communications with groups of individuals.

Evaluate options well in advance of an emergency. Routinely test the system you select with a small group of members.

Consider employing the system for routine, non-emergency usage, such as communicating with vestry or bishop's committee members, so that you are ready to quickly activate your system when the need arises.

Technology offerings are plentiful, and most provide texting and phone calling features. Here are just a few products:

- [One Call Now](#)
- [Slack](#)
- [Dial My Calls](#)
- [text-em-all](#)
- [Call Fire](#)
- [SnapComms](#)

Best practice:

- ✓ **PRIORITIZE.**
- ✓ **DO JUST A LITTLE.**
- ✓ **ASK FOR HELP.**

Prepare the Congregation

Know your WHYs

1. As a beloved community
2. As a community leader
3. Love thy neighbor
4. Disaster *recovery* discriminates
5. “Highly hazardous diocese”
6. An ounce of preparedness...



Prepare the Congregation

22

Cultivate preparedness buy-in and mindset via:

- ★ Vestry/bishop's committee onboarding
- ★ Facilitated workshop
 - NOT a 1-size-fits-all approach
 - NOT an assessment
 - Begins with congregation's strengths
 - Can include family prep
 - We discuss in advance what to cover
 - Will be fun. Will provide food.
 - Will provide \$1000 min. grant for outreach prep supplies. ► Offer expires Ash Wednesday

▶ Diocesan Preparedness Protocol

- ★ Emergency Communications Leadership Team
 - Includes all bishops and all departments
- ★ AlertMedia for rapid HOC text check-in
- ★ Inter-diocesan storm watch & support facilitated by Episcopal Relief & Development




When doing disaster ministry:

- ✓ Start where you are.
- ✓ Use what you have.
- ✓ Do what you can.

“Don’t let what you *can’t* do
get in the way of what you *can* do.”

3 Preparedness Perspectives

1. Congregation	2. Community Outreach Preparedness	3. Faraway Response
Facilities	Under-resourced or vulnerable people and families	Preparing
People	Service organizations	Serving
Systems, Operations, Ministries, Worship	Other faith-based communities	

Case Study


Hurricane Preparedness Kits

St. Mark's, Beaumont

Tracie Middleton, Deacon

James Pevehouse, Rector

3 Preparedness Perspectives

1. Congregation	2. Community Outreach Preparedness	3. Faraway Response
Facilities	Under-resourced or vulnerable people and families	Preparing
People	Service organizations	Serving
Systems, Operations, Ministries, Worship	Other faith-based communities	

Planning / Procurement

A lay leader, Charles Teel, participates in community organizations such as CERT and Gulf SAR (Search and Rescue), and he took leadership of this project.

Charles researched what's important for kits on [Ready.gov](https://www.ready.gov) and customized them for our area in consultation with other members of Gulf SAR.

To increase the impact of the program, the strategy was to create a “starter kit” with recommendations for each family to add more items to complete the kit.

Items in starter kit:

- Flashlight
- Extra batteries
- First Aid Kit
- Whistle
- Dust masks
- disinfectant wipes
- Trash bags
- Large ziploc bag (for documents)
- Manual can opener
- Gas valve shutoff tool

Assembly

2 assembly sessions to put the kits together, since not all the supplies arrived at the same time.

Tables set up in a U shape. Volunteers and staff circled the table to assemble each kit.

Very efficient!



Distribution

100 kits

At St. Mark's:

2 presentations in the gym, where each participant received a kit. The presentation was recorded to share virtually.

A lay member involved in disaster work shared information about items in the kit, as well as additional items to complete the kit based on each family's needs.

In Beaumont

A couple of organizations in Beaumont also received some kits for their clients:

- Catholic Charities - Participants in a cohort of a new homeowner program received kits and viewed the virtual presentation as part of their program.
- Elijah's Place - grief support for families that have lost a parent or child.

Covocational Churches

Members and clergy of some convocational churches came to pick up kits to distribute through their own channels:

- St. John's, Silsbee
- Trinity, Anahuac
- Holy Trinity, Jasper
- St. Pau's, Orange

Addendum...



A member of St. Mark's DOK, Lisa Brown, was inspired by the hurricane kit project. She felt that a different kind of kit would be more appropriate for students, especially international students, who may be unfamiliar with hurricane preparedness.

She advocated for the school to purchase supplies for hurricane kits for international students.

She invited the DOK helped to assemble the kits.

A satellite-style map of the Pacific Ocean, showing the western coast of North America on the left and the eastern coast of South America on the right. The map is overlaid with a white dashed grid. A large, semi-transparent blue circular area is centered over the Pacific, with the word "Questions?" written in a bold, blue, sans-serif font across it.

Questions?

3 Preparedness Perspectives

1. Congregation	2. Community Outreach Preparedness	3. Faraway Response
Facilities	Under-resourced or vulnerable people and families	Preparing
People	Service organizations	Serving
Systems, Operations, Ministries, Worship	Other faith-based communities	

Partnering
with
Episcopal Relief & Development

Episcopal Relief & Development's U.S. Disaster Program

Functions:

- **through partnerships with dioceses**
- to serve our most vulnerable neighbors
- irrespective of nationality or religion

*“Episcopal Relief & Development acknowledges that **the most vulnerable are disproportionately impacted by crises.**”*



Episcopal
Relief & Development
Working Together for Lasting Change



Our disaster outreach
approach is unique.

*“Will you seek and serve Christ in all persons,
loving your neighbor as yourself?”*

*Will you strive for justice and peace among all
people, and respect the dignity of every human being?*

What's unique?

- ❖ Relational.
- ❖ Minimal barriers to eligibility.
- ❖ “Most flexible funder” at the table.
- ❖ “When others move on to the next disaster, we’re still here.” -Presiding Bishop Michael Curry, Feb. 2018, Houston TX)

An Invitation

funded by Episcopal Relief & Development

2023 Disaster **Preparedness Outreach** Grant

“Preparedness” for this grant means preparing for disasters caused by **weather events which destabilize already vulnerable individuals and families.**



An Invitation

2023 Disaster Preparedness Outreach Grant

Beneficiaries:

The program is to benefit **low income** persons.

Additional vulnerabilities include non-English speaking or ESL families, those with vulnerable immigration status, seniors, single-parent-households, unhoused persons, multi-generational households, those with disabilities, and other circumstances that make storm recovery especially difficult.

An Invitation

2023 Disaster Preparedness Outreach Grant

Considerations

✓ This grant is to purchase **supplies** in advance of the next disruptive weather event.

? Is there a **particular community** which comes to mind?

An Invitation

2023 Disaster Preparedness Outreach Grant

Considerations

✓ **Ask** the community members what they think they most need to have on hand.

? Can you **store** those supplies at your congregation for rapid distribution? If not....

An Invitation

2023 Disaster Preparedness Outreach Grant

Considerations

- ? Some congregation disaster prep
- ? Share your learnings

An Invitation

2023 Disaster Preparedness Outreach Grant

Grant size

\$1000 - \$8,000

sstringer@epicenter.org



An ounce of **preparedness**
is worth a pound of **resilience**.

When disaster arrives:

Disaster relief (early days)

- ★ Good communication is oxygen
 - Staff, membership, community leaders, faith communities, government, highly vulnerable persons
- ★ Disaster rescue & relief are NOT well-oiled machines
 - Takes time for processing agencies to arrive
- ★ Who's in charge? Where are the grownups?
 - Faith-based communities expected to lead.
 - FBCs often considered more trustworthy than agencies.
 - We have more gifts to offer than we realize, even if we are inexperienced and/or significantly impacted.

Disaster relief (early days)

If you are at the epicenter of a disaster:

“Help” will be offered from all around.

- Find someone to field offers of assistance.
- This should be someone who easily says **NO THANK YOU.**

Direct calls away from your cell phone

Make it easy to give online to your congreg

Disaster relief (early days)

Self-awareness is vital.

- ★ Operate out of your strengths.
- ★ Pay attention to your limits.
- ★ Ask for help. Be very specific in your ask.
- ★ Ask even busy colleagues for help. It's just for a short time. Be specific or you may get what you *don't* need.

Disaster relief (early days)

“Disaster relief donations that don't bring relief”



Disaster relief & recovery

If you are not are at the epicenter of a disaster, the urge to jump into helpful action is strong, however:

- ★ Timing matters. Wait.
- ★ Encourage donations to ____.
- ★ Give **only** what's specifically requested.
- ★ **Cash is *always* the most helpful gift.**

3 Preparedness Perspectives

1. Congregation

Facilities

People

Systems,
Operations,
Ministries, Worship

2.

Community

Outreach

Under
vulnera

Service

Other faith-based
communities



The Rev. Christine Brunson

3.

**Faraway
Response**

Preparing

Serving / Assisting

Do NOT self-deploy


















- ✓ Start where you are.
- ✓ Use what you have.
- ✓ Do what you can.

“Don’t let what you *can’t* do
get in the way of what you *can* do.”



Keep in mind that
we are not saviors
but servants.

Psalm 46:1-4, 11-12

Deus noster refugium

- 1 God is our refuge and strength, a very present help in trouble.
- 2 Therefore we will not fear, though the earth be moved, and though the mountains be toppled into the depths of the sea;
- 3 Though its waters rage and foam, and though the mountains tremble at its tumult.

- 4 The LORD of hosts is with us;
the God of Jacob is our stronghold.
- 11 "Be still, then, and know that I am God;
I will be exalted among the nations;
I will be exalted in the earth."
- 12 The LORD of hosts is with us;
the God of Jacob is our stronghold. **AMEN.**



epicenter-prepare.org

SStringer@epicenter.org
Cell 713-204-3956

The Rev. Stacy Stringer
Director of Disaster Response